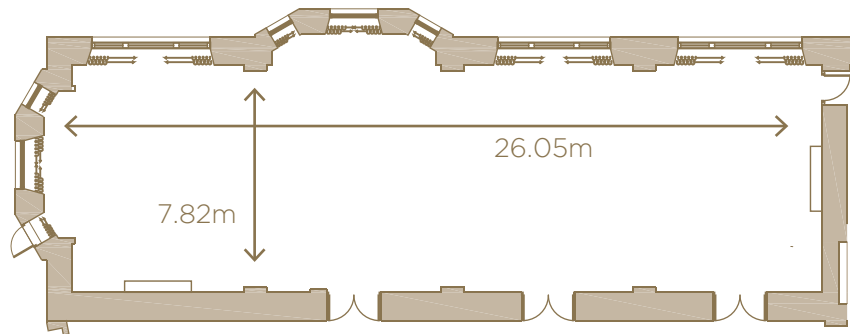


EMPIRE ROOM



ROOM CAPACITY

RECEPTION/ DRINKS: 250
LUNCH / DINNER: 168
DINNER / DANCE: 120
SIT DOWN BUFFET: 120
THEATRE FP: 220
CLASSROOM FP/SLIMS: 120
CABARET FP: 96
BOARDROOM FP: 40
U-SHAPE FP: 40
U-SHAPE BP: 30

ROOM FEATURES

- Floor to ceiling windows, natural daylight
- High ceiling: 6.23m (maximum height); 3.6m(chandelier height)
- Easy loading access from street
- Dedicated Events Manager
- Original ornate architectural detail
- 63 AWP phase power



FOR FURTHER INFORMATION PLEASE CONTACT OUR EVENT SALES TEAM:

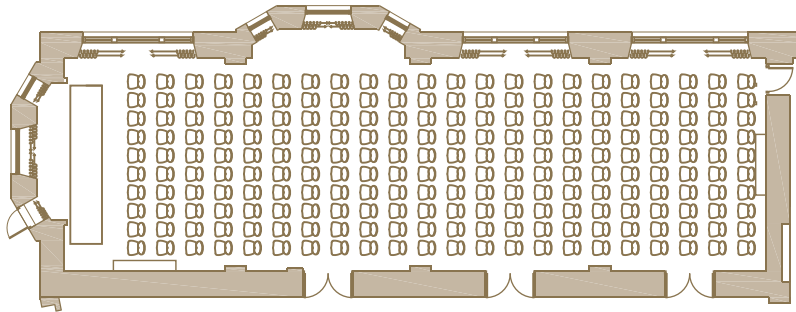
event.sales@thelandmark.co.uk

+44 (0)20 7631 8271

EMPIRE ROOM

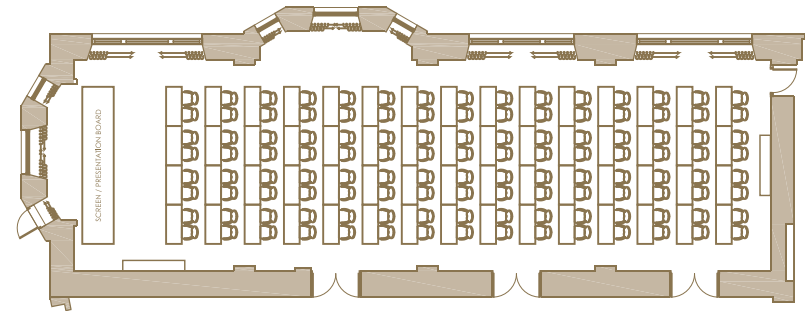
THEATRE FP LAYOUT

Capacity: 220



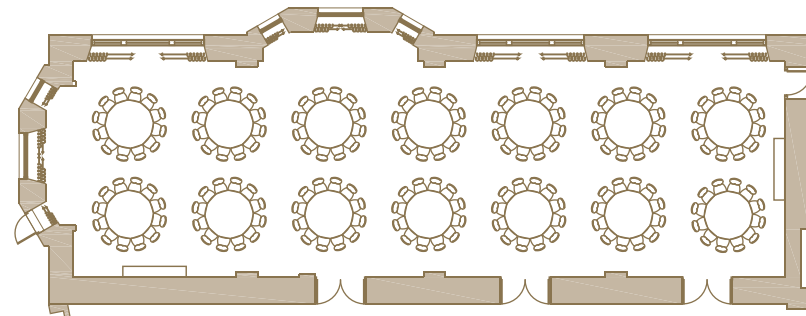
CLASSROOM FP LAYOUT

Capacity: 120



LUNCH/DINNER LAYOUT

Capacity: 168



FOR FURTHER INFORMATION PLEASE CONTACT OUR EVENT SALES TEAM:

event.sales@thelandmark.co.uk

+44 (0)20 7631 8271