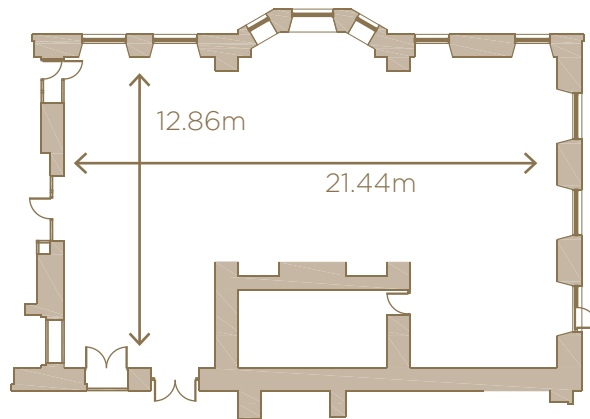


DRAWING ROOM



ROOM CAPACITY

RECEPTION: 300
LUNCH / DINNER: 180
DINNER & DANCE: 132
SIT DOWN BUFFET: 132
THEATRE FP: 200
CLASSROOM FP: 110
CABARET FP: 112
BOARDROOM FP: 40
U-SHAPE FP: 30

ROOM FEATURES

- Floor to ceiling windows, natural daylight
- High ceiling: 6.35m
- Dedicated kitchen
- Dedicated Events Manager
- Easy loading access from street
- Working fire place
- Original ornate architectural detail
- 63 AWP phase power



FOR FURTHER INFORMATION PLEASE CONTACT OUR EVENT SALES TEAM:

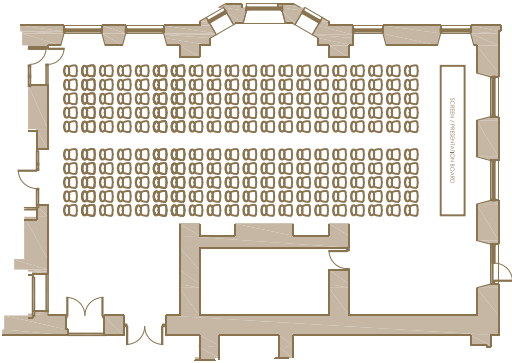
event.sales@thelandmark.co.uk

+44 (0)20 7631 8271

DRAWING ROOM

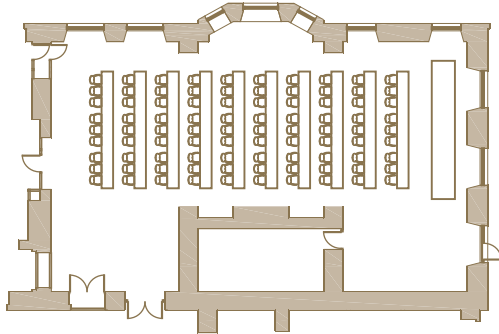
THEATRE LAYOUT

Capacity: 200



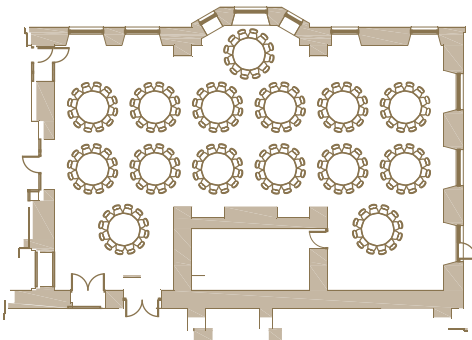
CLASSROOM LAYOUT

Capacity: 110



LUNCH/DINNER LAYOUT

Capacity: 180



FOR FURTHER INFORMATION PLEASE CONTACT OUR EVENT SALES TEAM:

event.sales@thelandmark.co.uk

+44 (0)20 7631 8271